



Your Visit to the Royal Courts of Justice

Welcome to the Royal Courts of Justice

This is the Royal Courts of Justice. It is a very large building.

The Royal Courts of Justice houses the High Court and Court of Appeal of England and Wales.

The road outside the Royal Courts of Justice can be busy so it might be noisy.

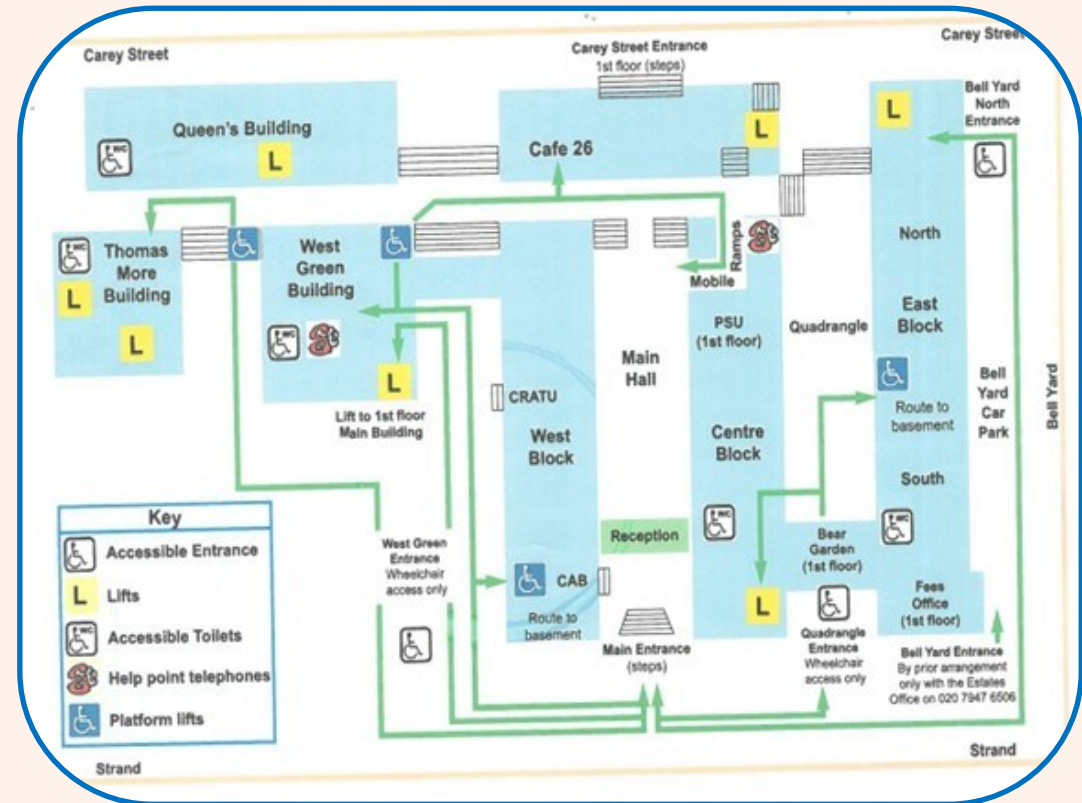


Map of the building

This is an accessible map of the Royal Courts of Justice.

There are lots of different parts of the building.

The map shows the different entrances to the building and where there are lifts.



Entering the building

You can enter the Royal Courts of Justice through the main entrance, which is through the archway.

There might be people queuing to get into the building.

There are 7 steps in total leading up to the entrance and two sets of doors to go through.

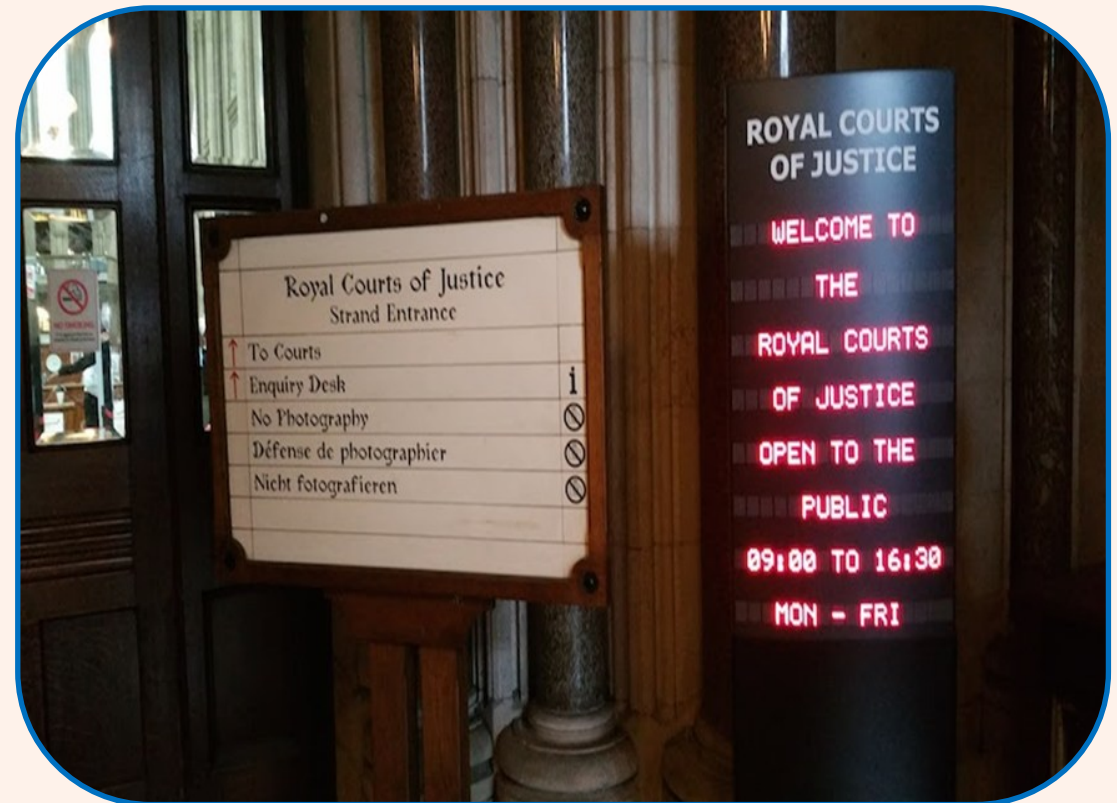


Photography

You are not allowed to take photos inside the Royal Courts of Justice.

There is a sign on the way into the building to remind you about this.

Please do not take photographs in the main hall or your courtroom.



Security

There are some items that are not allowed inside the building, your teacher will have been told what you can't bring in.

If you have something which isn't allowed, the security officers may take it away from you and give it back when you leave.



Security

When you get inside, there are security checks (just like at the airport).

Everybody must go through the security checks.

This area can sometimes be noisy, and it can get busy.



Security

There will be a security officer who will tell you what you need to do.

They wear a white shirt and a black tie. It is their job to keep everyone safe.

If you have a bag, the security officer will ask you to put it through the security scanner. They will also ask you to take everything out of your pockets and put it in a grey tray.

If you have a bottle of water, they may ask you to take a sip of it.



Security

You will have to walk through the security arch.

Metal things make the scanner beep. If it beeps when you walk through, a security officer might need to use a smaller scanner to check where the metal is. The security officer uses a handheld scanner to find any metal objects.

Usually it is a zip, buttons, coins or jewellery that make the scanner beep.




Main Hall

This is where your facilitator will talk to you before the workshop.

The Main Hall is usually quiet, but you might hear some visitors and staff talking.

Your facilitator will ask you to sit on one of the red benches in the Main Hall.

They will talk to you about moving through the building before walking to your court room.



Toilets

There are toilets in the Main Hall.
The facilitator will check if anyone
needs to use the toilet before
walking to your courtroom.

There are hand dryers inside
which can make a loud noise.


Sometimes there are toilets
beside the courtroom, your
facilitator will let you know where
the closest toilet is.



Going to the courtroom

Your facilitator will lead you to a courtroom for your workshop.

You might have to walk to another area of the building to get there. You will walk up some stairs, or you might take the lift.



In the Courtroom

Some courtrooms are very old, and noise can echo. The benches are made from wood and can be hard.

Some courtrooms are more modern. The floors will have carpet on the floor and the seats are made with a heavy, upholstery fabric.

Here are two pictures of how the courtroom might look.

There won't be anyone else in the courtroom with your group.



In the Courtroom

During your workshop you will explore the different types of law in England and Wales.

You will act out a mock trial.

Everybody will have a role to play in the court case and your leader will tell you what your part is.

You might want to dress up in the costumes the facilitator will have.

You will have time to prepare for the court case so you know what you need to do.



Leaving the Royal Courts of Justice

When you have finished your workshop, your facilitator will take you back to the Main Hall.

You can then leave the building through the exit. These are the same doors you came in through.

